



User Registration Options



User Registration Options

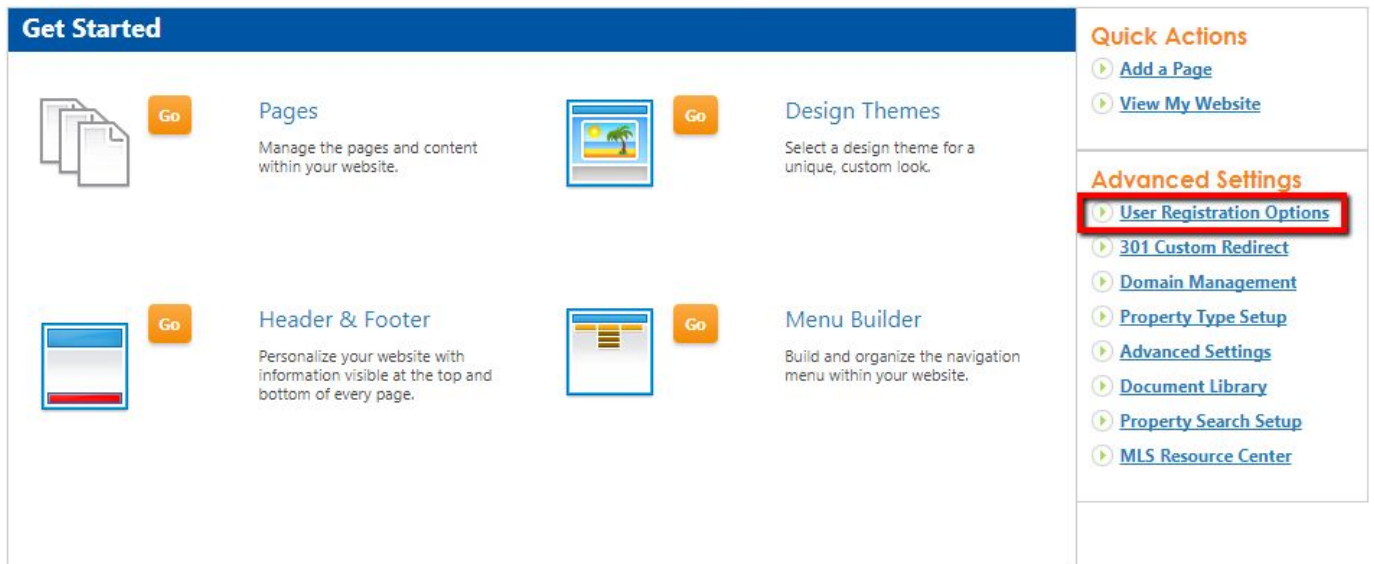
The User Registration Options allows you to have a "Guestbook Login" on your IDX search pages and can provide benefits to both you and your clients.

- You capture the client's information so that you can follow up with them and help them with their next transaction.
- Your clients get the My Homes Tracker functions to save favorite listings and searches.

As default, the registration is turned off, but you can decide to turn it on and have the added ability to modify the parameters.

Where is it found?

The User Registration Options are found in Website App. of Power Suite.



The screenshot displays the 'Get Started' section of the Power Suite Website App. It features four main navigation cards: 'Pages' (Manage the pages and content within your website), 'Design Themes' (Select a design theme for a unique, custom look), 'Header & Footer' (Personalize your website with information visible at the top and bottom of every page), and 'Menu Builder' (Build and organize the navigation menu within your website). To the right is a sidebar with 'Quick Actions' (Add a Page, View My Website) and 'Advanced Settings' (User Registration Options, 301 Custom Redirect, Domain Management, Property Type Setup, Advanced Settings, Document Library, Property Search Setup, MLS Resource Center). The 'User Registration Options' link in the Advanced Settings section is highlighted with a red box.

User Registration Options

Would you like to secure your website and prevent Spam Leads by adding Captcha to your website?

- Yes
- No

Which registration option would you like to use for property searches and views?

- Allow Visitors To Search And View Properties Without Registering
- Allow Visitors To Search Properties Without Registering But Require Registration For Visitors To View Non-Exclusive Listings
- Allow Visitors To Search Properties Without Registering But Require Registration For Visitors To View Listings
- Allow Visitors To View Listings But Require Registration For Visitors To Search Properties
- Require Registration For Visitors To Search Or View Properties

Which registration form would you like to use?

- My Home Tracker Account Creation 
- Basic Lead Capture 

If you selected an option above that requires visitors to register to search or view properties, which additional options would you like?

- Allow Visitors to Search Properties 2 Times Before Requiring Registration
- Allow Visitors to View Listings Times Before Requiring Registration
- Allow Visitors to Click Times While Viewing a Listing Before Requiring Registration

If you selected an option above that requires visitors to register to search or view properties, how would you like to process the registrations?

- Allow Users To Search Or View Properties Immediately After Registering
- Verify Visitor's Email Addresses Before Allowing Them To Search Or View Properties. (Email Verification Is Performed By Sending Visitors An Email That Requires They Click A Link To Activate Their Account.)

User Registration Options

Searches and Views Option 1: "Allow Visitors To Search And View Properties Without Registering".

- This is the default parameter.
- Allows the searcher to browse and view listings without registering.

Searches and Views Option 2: "Allow Visitors To Search Properties Without Registering But Require Registration For Visitors To View Non-Exclusive Listings".

- This allows a buyer to search and view properties that are within your's office, but will require them to sign in to view listings that are not within your's office.

Searches and Views Option 3: "Allow Visitors To Search Properties Without Registering But Require Registration For Visitors To View Listings".

- This will allow prospective buyers to search for a property but be required to create an account or sign in to their existing account before viewing the listing details.

Searches and Views Option 4: "Require Registration For Visitors To Search Or View Properties".


- This will require ALL searchers to login or create an account.



User Registration Options

Example screen shots:



Basic search followed by the login screen after selecting a property:





SEARCH HOMES

Tallahassee, FL 

Property Type: Any  Price: Any 




Choose an exact range

Beds: Any  Baths: Any 

Square Feet: Any  Lot Acreage: Any  Year Built: Any  Garages: Any 




Subdivision: EX: Park Place MLS #:

Match **all** of these keywords: EX: Pool, Deck, Patio Match **any** of these keywords: EX: Pool, Deck, Patio

 Less Options  

User Registration Options



-  Save your favorite homes
-  Get new property alerts
-  Share with friends and family

Is it your first time here?

Yes

No

Sign In

Choose the which options that you want implemented on your website:

Which registration option would you like to use for property searches and views?

- Allow Visitors To Search And View Properties Without Registering
- Allow Visitors To Search Properties Without Registering But Require Registration For Visitors To View Non-Exclusive Listings
- Allow Visitors To Search Properties Without Registering But Require Registration For Visitors To View Listings
- Allow Visitors To View Listings But Require Registration For Visitors To Search Properties
- Require Registration For Visitors To Search Or View Properties

User Registration Options

Once you select a search and view option, you can adjust the viewing parameters:

If you selected an option above that requires visitors to register to search or view properties, which additional options would you like?

- Allow Visitors to Search Properties 2 Times Before Requiring Registration
- Allow Visitors to View Listings 2 Times Before Requiring Registration
- Allow Visitors to Click 2 Times While Viewing a Listing Before Requiring Registration

After you select how many properties can be viewed or how many times a visitor can click before registration, you can require visitors to quickly see the property immediately, or require further verification by having the visitor verify their email address prior to viewing the listing:

If you selected an option above that requires visitors to register to search or view properties, how would you like to process the registrations?

- Allow Users To Search Or View Properties Immediately After Registering
- Verify Visitor's Email Addresses Before Allowing Them To Search Or View Properties.
(Email Verification Is Performed By Sending Visitors An Email That Requires They Click A Link To Activate Their Account.)